

PERC MONOCRYSTALLINE • 144PMFB10

Half Cut

Multi-BB

BLACK SERIES



High Conversion Efficiency

High panel efficiency to guarantee high power output



Self-Cleaning And Anti-Reflection Glass

Coating glass for self-cleaning reduces surface dust



Outstanding Low Irradiation Glass

Outstanding panel performance even in weak light conditions



Excellent Durability

Wind load up to 2400 Pa, Snow load up to 5400 Pa



0~+5W Positive Power Tolerance



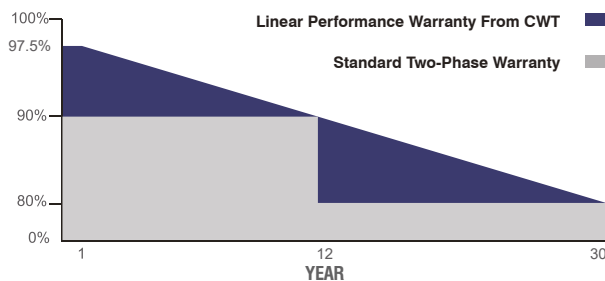

Easy Installation

black frame



**BLACK
SERIES**

10BB



30 Years Performance Warranty



12 Years Product Warranty

CWT560-144PMFB10 560 Wp

CWT555-144PMFB10 555 Wp

CWT550-144PMFB10 550 Wp

CWT545-144PMFB10 545 Wp

CWT540-144PMFB10 540 Wp

CWT535-144PMFB10 535 Wp

CWT530-144PMFB10 530 Wp



ISO 9001:2015, ISO 14001:2015, ISO 45001:2018

ELECTRICAL CHARACTERISTICS

Model Type	CWT530 144PMFB10	CWT535 144PMFB10	CWT540 144PMFB10	CWT545 144PMFB10	CWT550 144PMFB10	CWT555 144PMFB10	CWT560 144PMFB10
Peak Power (P_{max})	530Wp	535Wp	540Wp	545Wp	550Wp	555Wp	560Wp
Module Efficiency (%)	20.52	20.71	20.90	21.10	21.29	21.48	21.67
Maximum Power Voltage (V_{mp})	41.02	41.11	41.21	41.30	41.41	41.41	41.43
Maximum Power Current (I_{mp})	12.93	13.03	13.11	13.21	13.29	13.41	13.52
Open Circuit Voltage (V_{oc})	49.43	49.51	49.68	49.76	49.82	49.88	49.91
Short Circuit Current (I_{sc})	13.70	13.82	13.94	13.99	14.06	14.12	14.12
Power Tolerance	0~+5W						
Maximum System Voltage	1500V DC						
Operating Temperature	-40 ~ +85°C						
Protection Class	Class II						
Maximum Series Fuse Rating	25A						

MECHANICAL SPECIFICATIONS

Cell Dimensions(mm/inch)	182x91 / 7.16x3.58
Cells per Module(pcs)	144 (6x24)
Weight(kg/lbs)	28 / 61.73
Panel Dimensions(mm/inch)	2278x1134x35 / 89.69x44.65x1.38
Max. Wind/Snow Load(Pa)/(lb/ft ²)	(2400 / 5400) / (50 / 212)
Junction Box	IP68
Junction Box Cable Length(mm/inch)	350-1600 / 13.78-63.00
Frame Color	Black

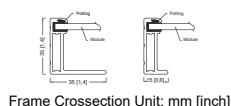
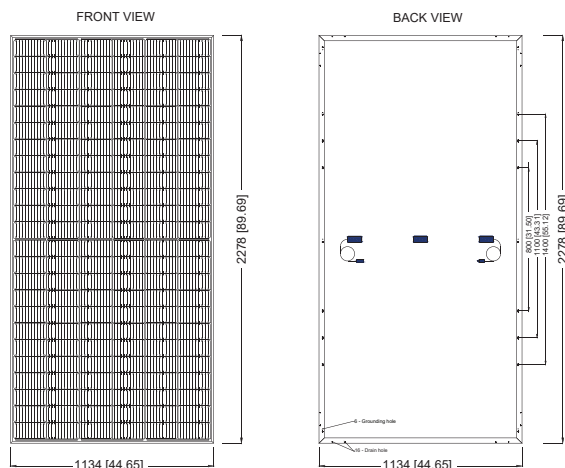
TEMPERATURE CHARACTERISTICS

Temp. Coeff. of (I_{sc})	0.040%/°C
Temp. Coeff. of (V_{oc})	-0.270%/°C
Temp. Coeff. of (P_{max})	-0.350%/°C

PACKING CONFIGURATION

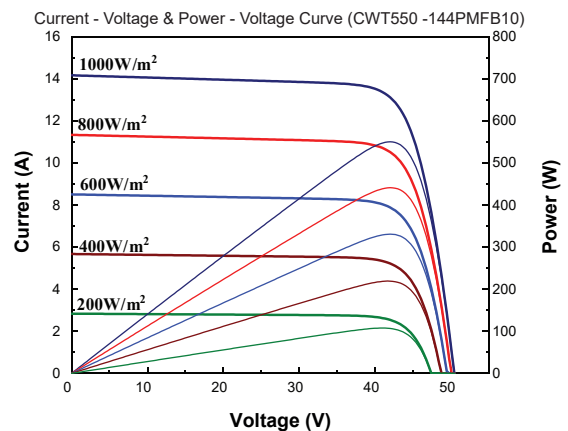
Container	40' HQ
Pieces per Pallet	31
Pieces Per Container	620
Pallet Per Container	20

PHYSICAL CHARACTERISTICS



Frame Cross-section Unit: mm [inch]

ELECTRICAL CHARACTERISTICS



* The specifications are obtained under the standard test conditions: 1000W/m² solar irradiance, 1.5 Air Mass and cell temperature of 25°C. Measurement uncertainty for all panels is 3%. The actual transactions will be subject to the contracts. These parameters are for reference only and it is not a part of the contracts. The technical specifications in this document may vary. For more information, refer to the "Installation Manual".

* For roof, facades and installations on similar surfaces, solar panels should be mounted over a fire-resistant covering suitable for this application, with adequate ventilation between the back of the solar panels and the mounting surface. Improper installations are hazardous and may spark a fire. Solar panels must not be mounted on structures and roofs which are made of not fire-resistant materials such as plastic layer, transparent plastic, PVC or similar materials without any fire-protection layer. Usage and installation not in accordance with the guidelines as outlined in the installation manual will terminate the warranty. Please refer to the installation manual and the warranty documents for further details.

* CW Enerji reserves the right to change the specification of products without prior notice.